

SPOT LIGHT

GRAZE 18Q PHAM712 XLET/XCE

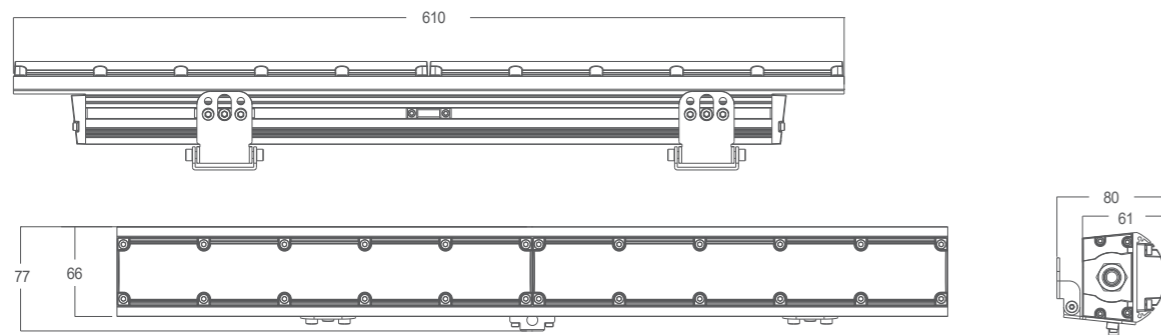
As a new generation of linear wall washer, GRAZE 18Q is seamless, perfectly stitching designed fixture with a length of 610 millimeter, with power supply and driver built in lamp body, integrated power and DMX signal cable. Flexible lighting device for application in a variety of building structures. With color consistency system 3.0, the product can have 24 preset colors to make the color effect quickly and precise, also has CCT function from 1800k to 10000k, to achieve different color temperature effect for clients. Anyway with this new system, we can keep the different batch production with the same colors.



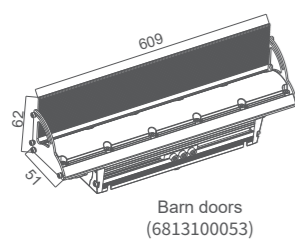
Light source:



DIMENSIONS



ACCESSORIES



Frost filter 20°
(2220000539)

Frost filter 30°
(2220000144)

Frost filter 40°
(2220000145)

Frost filter 60°
(2220000198)

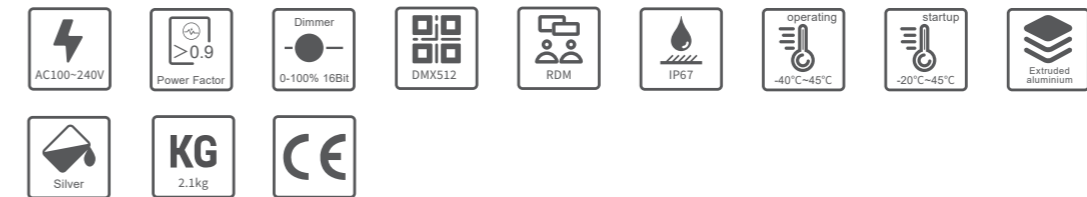
Frost filter 60**1°
(2220000197)

Frost filter 40**1°
(2220000229)

TECHNICAL DATA

PRODUCT	Max.Power	Lumen	Peak Intensity	LED Qty	Optics	Controllable sections
GRAZE 18Q						
AM712XLET	40W	1460lm	15000 cd (15°)	18pcs Multichip RGBL	15°, 25°, 30°, 60°, 10°*60°, 15°*30°, 15°*40°, 30°*15°, 30°*60°, 40°*15°, 60°*10°, 60°*30°	2
AM712XCET	40W	1600lm	17160cd (15°)	18pcs Multichip RGBW	15°, 25°, 30°, 60°, 10°*60°, 15°*30°, 15°*40°, 30°*15°, 30°*60°, 40°*15°, 60°*10°, 60°*30°	2

SPECIFICATIONS



PHOTOMETRIC DATA

