

# SPOT LIGHT

## GRAZE 36Q PHAM714 XLET/XCE

As a new generation of linear wall washer, GRAZE 36Q is seamless, perfectly stitching designed fixture with a length of 1220millimeter, with power supply and driver built in lamp body, integrated power and DMX signal cable. Flexible lighting device for application in a variety of building structures. With color consistency system 3.0, the product can have 24 preset colors to make the color effect quickly and precise, also has CCT function from 1800k to 10000k, to achieve different color temperature effect for clients. Anyway with this new system, we can keep the different batch production with the same colors.



### TECHNICAL DATA

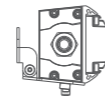
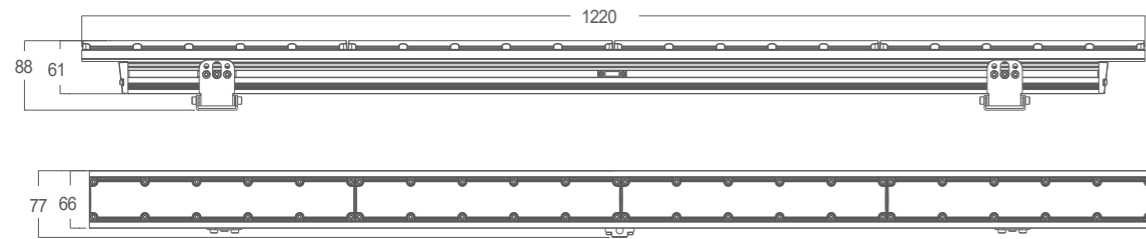
PRODUCT	Max.Power	Lumen	Peak Intensity	LED Qty	Optics	Controllable sections
<b>GRAZE 27Q</b>						
AM714XCET	80W	2900lm	34100 cd (15°)	36pcs Multichip RGBW	15°, 25°, 30°, 60°, 10°60°, 15°30°, 15°40°, 30°15°, 30°60°, 40°15°, 60°10°, 60°30°	4
AM714XLET	80W	2800lm	32000cd (15°)	36pcs Multichip RGBL	15°, 25°, 30°, 60°, 10°60°, 15°30°, 15°40°, 30°15°, 30°60°, 40°15°, 60°10°, 60°30°	4



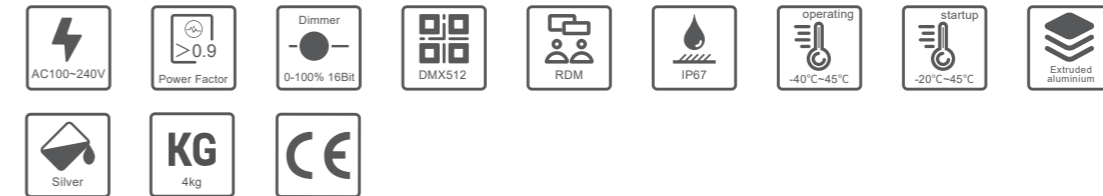
Light source:



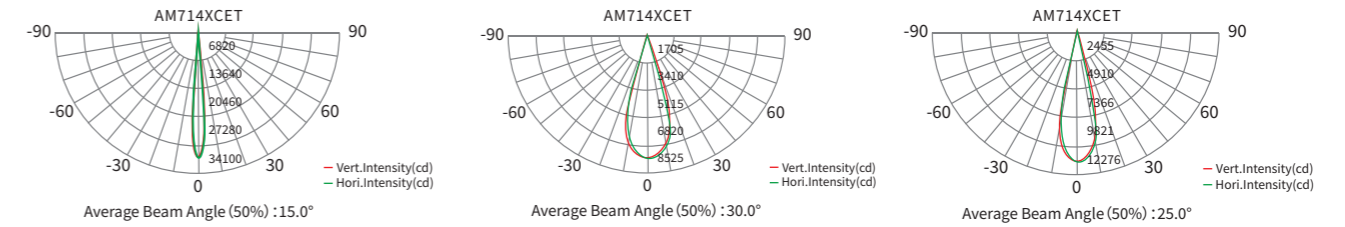
### DIMENSIONS



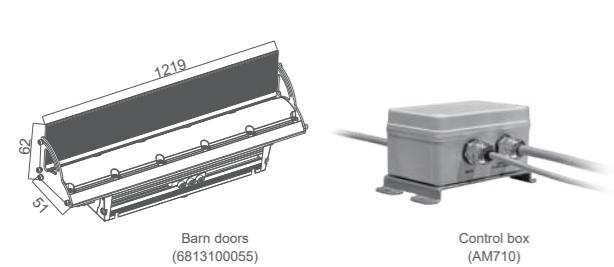
### SPECIFICATIONS



### PHOTOMETRIC DATA



### ACCESSORIES



Frost filter 20° (2220000539)	Frost filter 30° (2220000144)
Frost filter 40° (2220000145)	Frost filter 60° (2220000198)
Frost filter 60°*1° (2220000197)	Frost filter 40°*1° (2220000229)