

KF3

KOLORMAX KF3, use of lightweight aviation aluminum, energy saving design, the weight of the whole fixture only 11.4kg, green lighting energy consumption ratio of 2062lm/kg, high-efficiency power 4-in-1 RGBL LED chip, with a new heat dissipation distribution structure, to ensure that LED in high-intensity operation stable and reliable, durable. Unique high-end optical design, easily get an accurate mixed single color or multi-color, and the light efficiency up to 63lm/w, leading the new concept of lighting energy saving. It has a variety of lens angles options, suitable for landscape, building, pedestrian street and other scenes. Segment control with intelligent dimming technology makes the color change transition more delicate and naturally. Whether it is a landmark or a bridge, KOLORMAX KF3 can show extraordinary light effect for you.



TECHNICAL PARAMETER

Max. Power: 400W

Light source: 4 in 1 RGBL

Luminous Flux: 25778lm

Peak Intensity: 94826cd(15°)

CRI: Ra: 85

CTO: 1800K-10000K

Con Personality: DMX512, RDM

Operating voltage: AC220V-50/60Hz

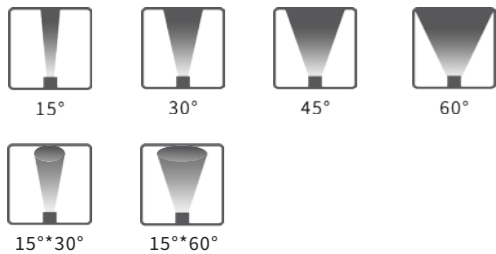
Working Temperature: -20°C~45°C

Protection Level: IP67

Dimensions (L*W*H): 521*119*284mm

weight: 11.4kg

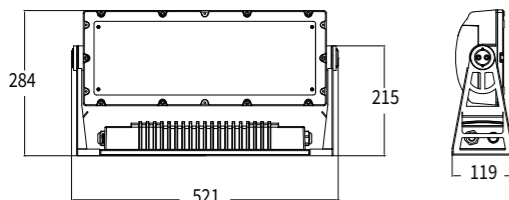
ANGLE



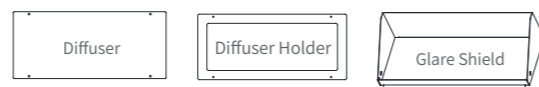
SPECIFICATIONS



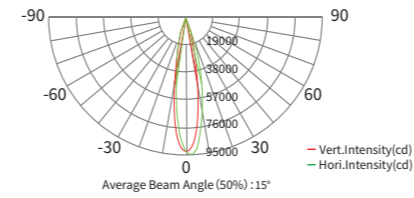
DIMENSIONAL DRAWING



OPTIONAL ACCESSORIES

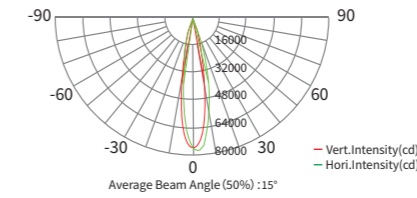


配光曲线图



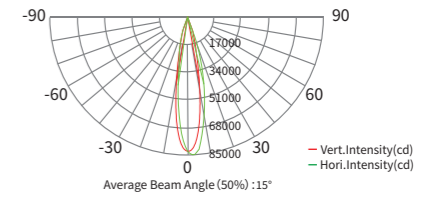
RGBL

Lumen	25778lm
Illuminance	3786lux(5m)
Peak Intensity	94826cd(15°)



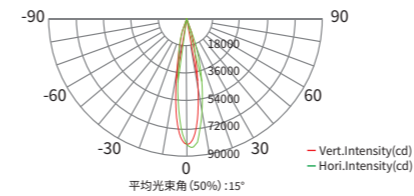
1800K

Lumen	22685lm
Illuminance	3032lux(5m)
Peak Intensity	75934cd(15°)



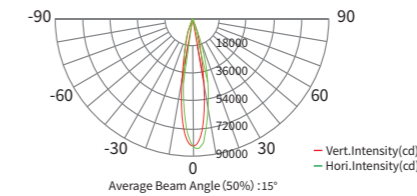
3200K

Lumen	22696lm
Illuminance	3372lux(5m)
Peak Intensity	84450cd(15°)



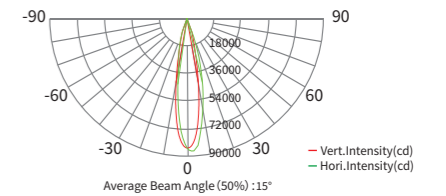
4000K

Lumen	22758lm
Illuminance	3402lux(5m)
Peak Intensity	85226cd(15°)



5600K

Lumen	22443lm
Illuminance	3416lux(5m)
Peak Intensity	85555cd(15°)



6500K

Lumen	22675lm
Illuminance	3424lux(5m)
Peak Intensity	85779cd(15°)

ILLUMINANCE AT DISTANCE

